



POWER HARROWS

THE STRENGTH IN THE NAME: MASCHIO!

MASCHIO power harrows are a benchmark in their category: the experience of the brand has grown in many decades bringing farmers to choose great performance, reduced maintenance and best efficiency machines. MASCHIO range can match with all the users' requirements: from the small machine for hobby farming or gardening to the big professional implement.

Contents


Great power in any condition	3
MASCHIO: built to last!	4-5
All the features for a great job	6-7
Light duty power harrows	8-9
Double skin gear trough power harrows up to 150 HP	10-11
Double skin gear trough power harrows up to 250 HP	12-13
Folding power harrows up to 200 HP	14-15
Folding power harrows up to 330 HP	16-17
Folding power harrows up to 450 HP	18-19
Roller choice	20-21
Rising productivity by combined seed drills	22-23
Optional features	24-25
Matching charts	26-27



Rigid or folding frame MASCHIO power harrows cover a wide range of working width and power matching: from 3 to 27 ft, from 15 to 450 HP! According to every single customer need, a wide choice of rear roller models and optional features can complete the machine configuration.

GREAT POWER IN ALL CONDITIONS

MASCHIO power harrows are known for their strength and efficiency: all the power driveline was designed to reduce any loss and to fully exploit the tractor power.



ALWAYS ON GRIP!

Central, side and transfer gearboxes are all designed to reduce inner gear friction and fuel consumption. Bevel gears have all wide diameter wheels with curved teeth: the larger contact surface makes more efficient power transmission. The oil cap includes a level measuring stick. The multispeed gearbox is a standard feature in many models and allows the user to adapt rotor revolution to operating conditions. With the right rotor revolution speed is possible to reduce fuel consumption or increase tillage intensity.



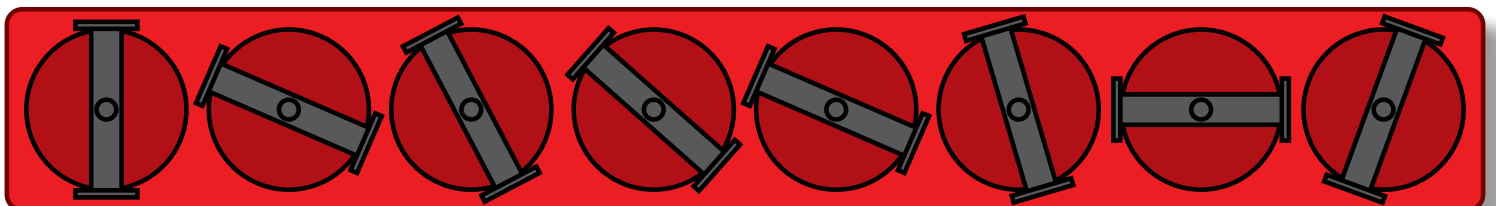
READY TO GO!

“RAPIDO”, the patented quick tines release system, makes quick and easy the blades replacement. A single central pin, built-in in the rotor support, locks the tines in working position. With the special key is possible to spring-release the pin and remove manually the blades. Comparing to the standard “cotter and pin” systems usually in the market, RAPIDO system prevents the likelihood to loose the cotter, the pin or even the tines when working on stony fields. Very large surface in contact between tines and rotor support reduces reciprocal plays and avoid wear of blade housing.



SMOOTH AND POWERFUL

The 250 mm reduced pitch between rotors (12 rotors in a 10 ft. machine) improves quality of soil preparation and reduces the power requirement splitting torque in more units. Special rotors phasing makes tools enter gradually into the soil: tractor progression is easier and vibration are significantly reduced.



POWER HARROWS

BUILT TO LAST


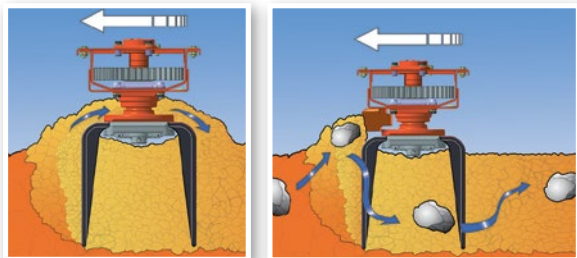
MASCHIO Group has an incomparable experience in power harrows production: many aspect of its own construction philosophy makes machines sturdy, powerful and extremely easy to maintain. The wide diameter of toothed gears in oil bath guarantees a smooth and uniform power transmission. Upper and lower positioning of bearings to the gear confers an outstanding stability to the rotor shafts and the lowest mechanical stress.

STABILITY

Great clearance between upper and lower bearing: reduced load and excellent stability.

NO STONES, NO PROBLEMS!

“PLUS” stone deflectors are bolted to the second skin and prevent any intrusion of stones or debris (straw or strings) in the room between rotors. The system offers a total protection. Deflectors can be easily removed by a single bolt to improve soil flow under machine in easier soils!




EASY MAINTENANCE

The upper bearing has a protection plate that prevents, in case of bearing failure, the falling of the spheres between the gears. Its casing can be easily removed by 3 bolts for any maintenance operations.



SAFE AND LIGHT

The gear trough is made by a ¼ in. thick metal casing with high rigidity and resistance to torsion. Except light duty models, all MASCHIO power harrows have a 1/5 in. thick second skin welded externally. This solution makes the structure extremely strong but also incredibly light, compact and with low centre of mass at the same time: a unique design for these machineries!




A PERFECT MATCH!

Rotor shafts are processed by turning from a single forged piece of high tensile strength steel. All splining and threading are made by a pressing process which does not remove any material. Steel deformation process without metal removal improves resistance and precision of matching between mechanical components.




HIGH QUALITY LASTS LONGER

Forged Boron steel tines are processed in a highly robotized line. Their special profile allows to get a perfect seedbed refinement and an ideal mixing of small clods and fine soil in surface. Tungsten carbide coated special versions are available to improve wear resistance in sandy soils.



POWER HARROWS

ALL THE FEATURES FOR A GREAT JOB



LEVELLING BAR, TO BREAK DOWN TOUGHER CLODS!

The purpose of the levelling bar is to keep larger clods under spinning rotors and break them down in smaller soil aggregates. In almost all the range this bar is part of the standard configuration: the adjustment is manual by a crank. In basic models this feature is anyway available as an optional, and the adjustment is made by a pin system.



EXTRA LARGE SIDE PROTECTIONS

Side flanks have the important function of retaining soil into the pass of the machine: final result will be a flat and even seedbed with no ridges or furrows. In the standard configuration side protections are dampened by a spring. In power harrows combined to seed drills, the flanks can swing upwards to release the clogging that can occur when the machine is operating in field with abundant crop residues. In both versions the side protection is particularly long to prevent any soil spill between the harrow and the roller.






SUITABLE ON ANY SOIL PROFILE

Lifter hitch connections are mounted on a swinging support on all the power harrows with double skin gear trough. In this way the matching to tractor is not too rigid and the weight of the machine is distributed at the best.

Folding power harrows side wings can float upwards or, in some models, downwards. Floating mode can be activated manually by a mechanical lock or on remote by a hydraulic device. When the side wings are free to float, larger machineries work properly and keep uniform tillage depth also on most irregular lands.



LIGHT DUTY POWER HARROW

SMALL SIZE BIG PERFORMANCE




DELFINO is a compact machinery built with simple but effective solutions, suitable in horticulture, gardening and small-sized farms.

DELFINO is available in two versions: basic (DL) or super (DLS) and in working widths from 4 ¼ to 10 ft. The machine has all the features of upper range models: a strong square 3 point hitch, side dampened protections and a handy pin system for depth adjustment. Important optional features like levelling bar or eradicator are available for more professional users.

DAMPENED SIDE PROTECTIONS

Thanks to a spring system, it is possible to increase the side excursion of the containment panels. The spring can be easily adjusted via shear-pin.



DELFINO DL



* I° cat 3 point hitch for 1300/1500 versions
 ** II° cat 3 point hitch for all the other versions



DELFINO SUPER DLS



RANGE FEATURES

Model		DELFINO	DELFINO SUPER
Working width	ft	4 ¼ - 5 - 6 - 6 ½	7 ½ - 8 - 10
Weight	lb	972 - 1138 - 1265 - 1411*	1671 - 1803 - 2070*
Category		I II	II
Tractor power	hp	30-100	65-130
PTO shaft shearbolt protection		●	●
Cardan with clutch		○	○
Cardan with cam clutch		—	—
Transmission speed		540 rpm	540 rpm
Number of blades		10-12-14-16	18-20-24
Single speed reducer		●	●
Gearbox		○	○
Max work depth	in	11	11
Leveling bar		○ no 4 ¼	○
Pin roller adjustment		●	●
Mechanical roller adjustment		○	○
Hydraulic roller adjustment		○	○
Stone deflectors		○	○

● standard ○ upon request — not available * with cage roller

PROFI LINE RIGID POWER HARROWS

VERSATILE AND STURDY

UP TO 150 HP



“**DAINO**” and “**DRAGO**” are reliable and unstoppable allies working on every kind of tilled soil. Their structure is sturdy but at the same time very light thanks to the “double skin” gear trough design. **DAINO** model has a single speed gearbox (352 rpm) and it’s possible to install a seed drill connection on the rear to convert it in a seeding combination. Even more versatile **DRAGO** can operate with PTO regime of 540 or 1000 rpm thanks to the multi-speed gearbox. On Drago is possible to install the mounted combined seed drill **DAMA** (mechanical metering) or **ALIANTE** (pneumatic metering).


“**PLUS**” protections: the moulded steel stone deflectors are fixed directly to the second skin by a single bolt. They can be easily removed to allow higher soil flow in easier operating conditions. Multi-speed gearbox: the machine can operate with PTO regime of 540 or 1000 rpm. 5 different sets of gears are available for a very wide rotor revolution speed range.



DAINO DS



DRAGO DC



RANGE FEATURES

Model		DAINO	DRAGO
Working width	ft	8-10	8-10
Weight	lb	2077-2339*	2432-2597*
Category		II	II
Tractor power	hp	80-130	80-150
PTO shaft shearbolt protection		●	—
Cardan with clutch		○	●
Cardan with cam clutch		—	○
Transmission speed		540 rpm	540-1000 rpm
Number of blades		20-24	20-24
Single speed reducer		●	—
Gearbox		—	●
Max work depth	in	6	11
Leveling bar		○	●
Pin roller adjustment		●	●
Mechanical roller adjustment		○	○
Hydraulic roller adjustment		○	○
Stone deflectors		○	○

● standard ○ upon request — not available * with cage roller

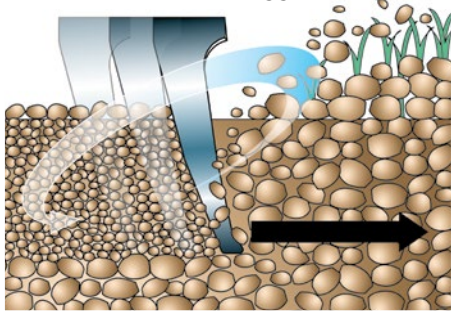
DOUBLE SKIN POWER HARROW

UNSTOPPABLE POWER!

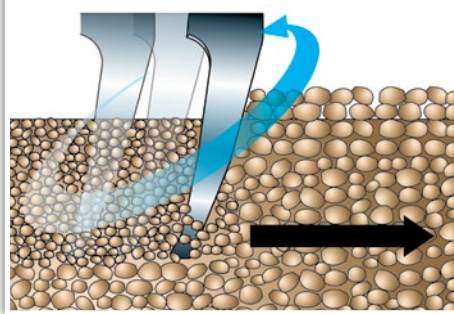
UP TO 250 HP



“ON GRIP” blades in aggressive position




“ON GRIP” blades in easier soil conditions



“**DOMINATOR**” and “**ORSO**” are the top-of-the-range MASCHIO rigid frame power harrows. The sturdy structure and the oversized mechanical components allow these machines to cope in heavier operations like direct cultivation of not tilled land! The two models are excellent tools for cost reduction of crop establishment, specially when combined to cereal drills and matched to higher power tractors. The RAPIDO quick tine replacement can be used also to switch the spinning direction of aggressive “ON GRIP” blades, indicated for tillage on hard soil with abundant residues.

ORSO is featured with special self-aligning roller bearings, characterized by outstanding resistance (+30% comparing to tapered bearings) and easy to use. Their installation does not require the delicate operation of pre-load. Self-aligning design guarantees high load tolerance in any working condition.

DOMINATOR DM



DOMINATOR DM RAPIDO



ORSO RAPIDO



RANGE FEATURES

Model		DOMINATOR	DOMINATOR RAPIDO	ORSO RAPIDO
Working width	ft	10-11 1/2-12	10-11 1/2-12	10-11-12-14 3/4
Weight	lb	2720-3022-3307*	2919-3239-3538*	3274-3594-3891-4288*
Category		II	II	II
Tractor power	hp	120-180	120-200	120-250
PTO shaft sherabolt protection		—	—	—
Cardan with clutch		●	●	—
Cardan with cam clutch		○	○	●
Transmission speed		540-1000 rpm	540-1000 rpm	540-1000 rpm
Number of blades		24-28-32	24-28-32	24-28-32-36
Gearbox		●	●	●
Max working depth	in	11	11	11
Leveling bar		●	●	●
Pin roller adjustment		●	●	●
Mechanical roller adjustment		○	○	○
Hydraulic roller adjustment		○	○	○
Stone deflectors		○	●	●

● standard ○ upon request — not available * with cage roller

FOLDING POWER HARROWS

LIGHT ON TRACTOR, STRONG ON FIELD!


UP TO 200 HP



FALCO is characterised by great working output, agility in field and narrow transport width of only 7 ¼ ft. **FALCO** is a stronger option with double skin gear trough, working width up to 16 ½ ft. and central PTO shaft with slip clutch.



Detail of automatic safety lock for transport



Detail of mechanical device for floating mode

FALCO



RANGE FEATURES

Model	FALCO	
Working width	ft	12-13-15-16 ¼
Weight	lb	4123-4387-4696-4960*
Category		II
Tractor power	hp	110-200
PTO shaft shearbolt protection		—
Cardan with slip clutch		—
Cardan with cam clutch		●
Transmission speed		1000 rpm
Number of blades		28-32-36-40
Side gearboxes		—
Max working depth	in	11
Leveling bar		●
Pin roller adjustment		●
Mechanical roller adjustment		—
Hydraulic roller adjustment		○
Stone deflectors		○

● standard ○ upon request — not available * with cage roller

FOLDING POWER HARROWS

BORN FOR LARGE FIELDS

UP TO 330 HP




“**GABBIANO**” and “**AQUILA**” power harrows are the ideal choice for large farms or contractors who need to prepare a great land extension in a short time. Both models have multi-speed side gearboxes, central PTO shaft with cam clutch and maximum working width of 20 ft. To increase further productivity of these machineries the “**CENTAURO**” configuration can convert the power harrow in a single pass drill combination.

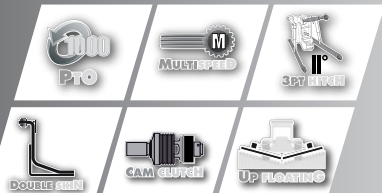
AQUILA has many heavy-duty components like oversized ball bearing, shafts and gears that make it suitable to perform tillage in any soil condition.

AQUILA RAPIDO, comparing to basic version with bolted tines, includes in its rich standard features the “PLUS” stone deflectors and the hydraulic rear roller adjustment.

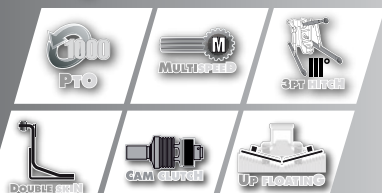
Mechanical lock/unlock device of floating mode is standard on **GABBIANO** and Aquila. This function allows the wings end to lift free. Hydraulic kit for double wing floating (upwards/downwards) is available on demand for **AQUILA** and **AQUILA RAPIDO** models. With this optional is possible to adapt at the best wider machineries to any soil profile.




GABBIANO



AQUILA



AQUILA RAPIDO



RANGE FEATURES

Model		GABBIANO	AQUILA	AQUILA RAPIDO
Working width	ft	13-15-16 1/2	13-15-16 1/4- 20	13-15-16 1/4- 20
Weight	lb	4608-4916-5181*	4497-5176-5920-6676*	4497-5176-5920-6676*
Category		II	III	III
Tractor power	hp	120-280	140-300	140-330
PTO shaft sherabolt protection		●	●	●
Transmission speed		1000 rpm	1000 rpm	1000 rpm
Number of blades		32-36-40-48	32-36-40-48	32-36-40-48
Side Gearboxes		●	●	●
Max working depth	in	11	11	11
Leveling bar		●	●	●
Hydraulic adjustment for levelling bar		—	○	○
Pin system roller adjustment		●	●	—
Hydraulic roller adjustment		○	○	●
Stone deflectors		○	○	●

● standard ○ upon request — not available * with cage roller


FOLDING POWER HARROWS

GIANTS AT WORK!

UP TO 450 HP



“**TORO**” and “**JUMBO**” are MASCHIO top-of-the-range for power and performance. Unstoppable and productive these machineries are the perfect match for most powerful tractors. They both share superb technical features like the self-aligning roller bearings, side cam clutch PTO shafts and standard “Rapido” quick tines replacement. Air cooled multi-speed gearboxes work easily during longer and warmer days.



“**TORO**” varies from the compact and versatile 15 ft. width to the larger 23 ft. machine. All the versions of this model can be matched to tractors up to 380 HP. “**JUMBO**” is the top range machine, the biggest version has an 26 ¼ width. Standard equipment includes hydraulic floating systems in both directions and tungsten carbide coated tines.



TORO



JUMBO



RANGE FEATURES

Model		TORO	JUMBO
Working width	ft	15-16 ¼- 20-23	20-23-26 ¼
Weight	lb	6349-6724-7463-8561*	8488-9480*
Category		III	III-IV
Tractor power	hp	150-380	250-450
Side PTO shaft with cam clutch safety, direct central PTO shaft		●	●
Transmission speed		1000 rpm	1000 rpm
Number of blades		36-40-48-56	48-56-64
Side Gearboxes		●	●
Max working depth	in	11	11
Leveling bar		●	●
Hydraulic adjustment for levelling bar		○	○
Hydraulic roller adjustment		●	●
Stone deflectors		●	●

● standard ○ upon request — not available * with packer roller

POWER HARROWS


FIT THE ROLLER TO YOUR NEEDS

The rear roller defines the working depth and at the same time levels and reconsolidates the soil after tillage. A proper seedbed density and correct seed-to-soil contact promote an even and quick crop sprouting.



THE PERFECT ADJUSTMENT IN ANY CONDITION

Tillage depth adjustment consists generally in a pin system on roller flanks, but it's operated by an hydraulic kit on bigger folding machineries (**AQUILA RAPIDO, TORO, JUMBO**). The roller hydraulic adjustment is anyway available on all models as optional feature. Rigid and folding power harrows combined to seed drills (COMBI version) have a dedicated system available in mechanical version only.



Pin system adjustment (standard)



COMBI version pin system



Mechanical quick adjustment (OPT)



Hydraulic quick adjustment (OPT)



Hydraulic adjustment for folding power harrows

CAGE ROLLER

ø 14 ½ in. - 6 tubes ø 1 ¾ in.
ø 17 ¾ in. - 8 tubes ø 1 ¾ in.



PACKER ROLLER

ø 17 ¾ in. - central tube ø 13 in.
ø 20 in. - central tube ø 14 in.
ø 24 in. - central tube ø 18 in.



SPIKE ROLLER

ø 20 in. - central tube 5 in.
Tine ø 1 in.



RICE FIELD ROLLER

ø 20 in. - central tube 8 ¾ in.
Tine ø 1 in.



SPIROPACKER

ø 20 in. - central tube 5 in.
Tine ø 1 ¾ in.



RUBBER ROLLER

ø 20 in. - pitch between rings 5 in.
ø 24 in. - pitch between rings 5 in.



COMBIPACKER

version for combined power harrow ø 20 in.,
ring pitch 5 in. or 6 in.




POWER HARROWS

OUTPUT INCREASE WITH COMBINED SEED DRILLS!

Combined seeding cuts farming times and costs. Number of field operations is reduced as they are labour requirement, fuel consumption and tractor wear. Seedbed and crop quality improve because of less soil compaction and weather delays.



This is why most of the MASCHIO power harrow range can be matched to seed drills. A wide range of models and working width with mechanical or pneumatic seed delivery are available.



Detail of the “on-roller” connection for **DAMA** and **ALITALIA** seeders. The entire seed drill weight is over the roller and not over the harrow. The main benefit of this configuration is that the power harrow is free to float upwards reducing stress on all mechanical components when working on very hard or stony soils.

Detail of “**speed lift**” connection. This system makes easier to lift the seeding combination as the centre of mass is made closer to the tractor

COMPAGNA



The broadcast combined seeder with mechanical metering system. Light and cheap is perfect for vineyard and orchard greening or for planting grass crops.

Working widths: from 4 ¼ to 10 ft.

Models: all the range of rigid machines

ASI HITCH



To connect all power harrows to conventional seed drills or vacuum planters.

Models: (Daino-Drago-Dominator-Orso-Aquila-Toro)

DAMA



Combined seed drill with mechanical delivery system. Simple and light, is available also with electronic transmission.

Working widths: 8 - 10- 11 ½ - 13 ft.

Models: (Drago-Dominator-Orso)

ALIANTE



Combined seed drill with pneumatic delivery system. The machine is carried by the power harrow to improve the weight distribution. Mechanical metering unit transmission.

Working widths: 10- 11 ½ - 13 ft.

Models: (Drago-Dominator-Orso)

ALITALIA



Combined seed drill with pneumatic delivery system. The machine is carried by the rear roller. Electronic metering unit transmission.

Working widths: 10- 11 ½ - 13 ft.

Models: (Drago-Dominator-Orso)

CENTAURO



The seeding combination for folding power harrows. Front hopper with 38 or 46 bu. capacity, 1 or 2 distribution header.

Working widths: 13 - 15 - 16 ½ - 20 ft.

Models: (Falco-Gabbiano-Aquila-Toro-Jumbo)

CONTESSA



Trailed cereal combination with 73 bu. hopper. PERFECTA seeding bar (double disc unit with rear depth wheel).

Working widths: 15 - 16 ½ - 20 ft.

Models: (Aquila-Toro)

CONTE



Trailed combination with large 73 bu. fertilizer tank and 6 or 8 rows at 30 in precision planter (available also in 12 rows at 22 in.).

Working widths: 15 - 20 ft.

Models: (Aquila-Toro)

POWER HARROWS

ALL THE OPTIONAL TO CUSTOMIZE YOUR MASCHIO POWER HARROW!

SAFETY BOLT ERADICATOR




The shanks loose-up the compaction of soil created by tractor wheels, uniformity of tillage will be improved. Available on all power harrows.

SPRING ERADICATOR



PLUS STONE DEFLECTORS



PLUS stone deflectors: this optional avoids intrusion of stone or debris between counter-spinning rotors. Available as optional on all models, is a standard feature on RAPIDO machines.

LEVELLING BAR



Optional feature on Delfino, Delfino Super and Daino. The bar improves quality of soil tillage keeping under rotors larger clods.

SLIP CLUTCH PTO SHAFT



Optional feature for smaller machines (Delfino, Delfino Super, Daino) The system avoids downtimes for replacing of shearing pin.

CAM CLUTCH PTO SHAFT



Increase resistance of the shaft comparing to slip clutch, suitable for heavier applications. Optional feature on Drago and Dominator.

SPEED GEARS



Alternative pairs vs. factory default set. In machine with gear-box (Drago-Dominator-Orso-Gabbiano-Aquila-Toro-Jumbo) they can adapt rotor revolution speed to working conditions.

FRONT HITCH KIT



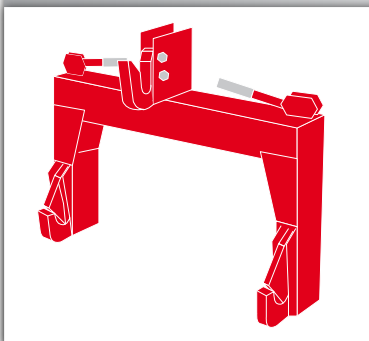
The front hitch allows to connect the power harrow in front of the tractor (can be supplied also with cameras and 7 in. display to make easier manoeuvring). Available for Drago, Dominator and Orso for widths up to 10 ft.

ASI HITCH



The hydraulic hitch allows on rigid or folding frame power harrows to connect on the back a seed drill or a vacuum planter. Available for Daino - Drago - Dominator - Orso - Aquila (up to 16 ½ ft.) - Toro (up to 16 ½ ft.).

QUICK COUPLER



Connection system of 3rd category. Available for Aquila, Toro, Jumbo DC, DMR and Orso.

TUNGSTEN COATED TINES



The anti-wear coating (tungsten carbide) makes boron steel tines up to 3 times more resistant to wear in sandy soils. Available for all models with "Rapido" or bolted tines.

ON GRIP TINES



This special tine with reversible profile is available for "Rapido" machines (Drago - Dominator - Orso - Aquila - Toro - Jumbo). Inversion of the spinning direction of blade increases tool incidence to soil.

TRANSPORT CART



The system reduces stress on 3 point hitch during transport, distributing part of the weight to the ground. Available on folding machines Aquila, Toro and Jumbo.

POWER HARROWS

POWER HARROW / ROLLERS MATCHING CHART



	in.	CAGE ROLLER			PACKER			SPIROPACKER	SPIKE ROLLER	RICE FIELD ROLLER	RUBBER ROLLER		COMBIPACKER		SMOOTH ROLLER		FLANGED ROLLER
		12	14 ½	17 ¾	17 ¾	20	24	20	20	20	20	24	20/5	20/6	14 ½	17 ¾	20
DELFINO		●			●			●	●	●					●	●	●
DELFINO SUPER			●		●	●		●	●	●					●	●	●
DAINO			●		●	●		●	●	●							●
DRAGO		●			●	○	○	●	●	●	○	○	○	○	●	●	○
DOMINATOR		●				○	○	●	●	●	○	○	○	○	●	●	○
DOMINATOR RAPIDO		●				○	○	●	●	●	○	○	○	○	●	●	○
ORSO		●				○	○	●	●	●	○	○	○	○	●	●	●
FALCO		●			●	○		●	●	●	○		○	○	●	●	○
GABBIANO		●			●	○		●	●	●	○		○	○	●	●	○
AQUILA		●				○		●	●	●	○		○	○	●	●	○
AQUILA RAPIDO		●				○		●	●	●	○		○	○	●	●	○
TORO RAPIDO		●				○		●	●	●	○		○	○	●	●	○
JUMBO RAPIDO		●			●			●	●	●	●		●	●	●		●

● Possible matching ○ Matching supporting combined seed drill

ICON LEGEND



The heavy-duty barrel type bearings ensure an extended life (+30% over traditional taper roller bearing) and no-maintenance compare to the spherical ones. Their self-aligning and sturdy structure allow to keep up with heavy working loads.



Folding frame machines are equipped with side cam PTO shafts. Both shafts avoid damages on side gearbox independently from each other. This means that if one side stops the other can keep working.



The multispeed gearbox with interchangeable gears allow to change the speed of rotor revolution.



Cam PTO shaft is the best protection system available on the market for transmission: the cam-based system reduces the efforts on transmission when the admissible load capacity is exceed. It can hold up a weight until 2000 kN.



PTO shaft with slip clutch avoid damages to the transmission. Compare to the shear pin PTO shaft, the slip clutch reduces downtime resulting from shear bolt replacement.



PTO shaft with shearing bolt limiter

SEED DRILLS / POWER HARROW MATCHING CHART



	COMPAGNA				DAMA				ALIANTE				ALITALIA			CENTAURO			
	1500	2000	2500	3000	2500	3000	3500	4000	3000	3500	4000	4500	3000	3500	4000	4000	4500	5000	6000
DELFINO 1300 - 1500	•																		
DELFINO 1800 - 2000		•																	
DELFINO SUPER 2300 - 2500			•																
DELFINO SUPER 3000				•															
DRAGO DC			•	•															
DRAGO DC COMBI					•	•			•				•						
DOMINATOR DM - DMR STD				•															
DOMINATOR DM COMBI					•	•	•	•	•	•	•	•	•	•	•				
DOMINATOR DMR COMBI					•	•	•	•	•	•	•	•	•	•	•				
ORSO STD				•															
ORSO COMBI					•	•	•	•	•	•	•	•	•	•	•				
FALCO COMBI																•	•		
FALCO RAPIDO COMBI																•	•		
GABBIANO COMBI																•	•		
GABBIANO RAPIDO COMBI																•	•		
AQUILA COMBI																	•	•	•
AQUILA RAPIDO COMBI																	•	•	•
TORO RAPIDO COMBI																	•	•	•
JUMBO RAPIDO COMBI																			•



PTO regime
540 rpm



Double skin
geartrough



Upwards floating
system



PTO regime
1000 rpm



Stone
deflectors



Downwards floating
system



Single speed
gearbox



Multiple speed
gearbox



Category of three
point hitch



MASCHIO GASPARDO North America, Inc.

112 3rd Avenue East
Dewitt IA 52742 - USA
Tel. +1 563 659 6400

MASCHIO GASPARDO S.p.A.

Headquarters and Production plant
Via Marcello, 73
I-35011 Campodarsego (PADOVA) - Italy
Tel. +39 049 9289810 - Fax +39 049 9289900
info@maschio.com - www.maschio.com