

# GASPARDO



***MISTBLOWER RANGE***

# MISTBLOWER RANGE

GASPARDO presents its new and improved range of mistblowers: trailed and mounted, with an extensive selection of fan units to choose from, catering to situations of all kinds, from vineyards and orchards to tall trees and controlled environments like greenhouses and nurseries. GASPARDO mistblowers ensure uniform coverage and effective treatment of vegetation, successfully meeting the needs of different businesses, from small growers to large corporate farms.

Important for protecting crops from parasites and disease, in both organic and traditional practices, they manage to reach all areas of the plant, from trunk to canopy.



## AGRONOMIC BENEFITS

- Excellent mist
- Good vegetation penetration
- Less drift effect



# CONTENTS

GASPARDO mistblowers	4
Control units	5
Blowers	6
Mounted mistblowers	8
FUTURA and TURBO TEUTON	10
Numerous configurations	12

**FUTURA TGZ F**

## **FINANCIAL/ENVIRONMENTAL BENEFITS**



- Less chemical waste
- High fan unit efficiency
- Low wear thanks to new materials

# GASPARDO MISTBLOWERS

## **Mounted**

All GASPARDO mistblowers have been enhanced with the latest features. Chassis are hot-dip galvanized or have an electrophoretic coating combined with a powder coating, thus ensuring high standards of quality. The tank - with extra-large capacity - is made from UV-stabilized high-density rotomoulded polyethylene with flip-open lid and features a 15l handwash tank. There is also a circuit rinse tank with tank-wash nozzle and DEVIOKIT (circuit rinse system). The suction filter is a self-filling quick-connect model; pumps are Comet or AR diaphragm pumps. The ducting sets and control units are unified for both types, as are the jets.

Option of carrying out treatments at both low and high volume, changing the nozzles accordingly.


Polyethylene tanks with extra-large capacity and flip-open lid.

Circuit rinse system. Rotating jets inside the tank optimize machine cleaning.



Various rear units for adapting the machine to cope with any kind of job.

Anodized aluminium diaphragm pump, brass version optional extra



## **Tank-wash nozzle**

Water pressure turns the head that washes the interior of the tank to remove product residues.

## **Maintenance**

Valves and filters are conveniently located for easy access: regular maintenance (after each application) helps improve job quality and extends the life of all components.



# Universal solutions

## Trailed

GASPARDO trailed mistblowers feature rear steel bumpers to prevent possible accidental damage to the tank or gearbox/fan unit. A sturdy chassis connected to the tractor via a tow eye serves to support the control units, tank and fan unit.

Capacities range from 1000 to 3000 litres to cater to varying needs.

15l handwash tank

Pre-mixer with container rinsers

Fixed or steering drawbar with optional type approval for road use

Circuit rinse tank with tank-wash nozzle and DE-VIOKIT (full-tank circuit rinse system)

Hot-dip galvanized steel chassis for greater resistance to aggressive chemicals

With a wider wheel track, the machine can also be used in those out-of-the-ordinary situations



## Guards

The underbody and fan unit guards (A and B) help protect the most vulnerable parts: tank and fan unit.



## Straightening vanes

The straightening vanes are designed to produce more even airflow

# For supreme control... Control units!

The pressure control units, which are always operated from the driver's seat, come in a range of versions depending on the type of machine: manual, electric or even with computer-assisted control.



### RVC 2-WAY

Manual pressure regulator with single brass lever, with constant pressure valve.



### RH/LH ELECTRIC 2-WAY

Features manual pressure regulation, but has electric constant pressure valves for opening and closing the sections.



### GCPE 2/4-WAY

Fully electric 2- or 4-way pressure regulator, with pressure adjustment and master electric shut-off. Self-cleaning delivery filter.



### BRAVO 140

Electric controller for automatic valve opening and closing; it has an ultrasonic sensor each side to detect the presence of plants.



### BRAVO 180

Distribution computer that adjusts pressure automatically as speed varies to achieve even treatment distribution. It comprises a speed sensor, litre counter and controls 2 or 4 sections in addition to master shut-off. Various operating data can be viewed on its display

PRESSURE CONTROL UNITS	GCP 3-WAY	RVA 4-5-WAY	RVC 2-WAY	RH/LH ELECTRIC 2-WAY	GCPE 2/4-WAY	BRAVO 140	BRAVO 180
SAURO	•	•	-	-	-	-	-
EXPO	-	-	•	o	o	o	-
DEVIL TGZV	-	-	-	-	•	o	-
KAMBA CANNONE	-	-	•	-	•	-	-
TURBO TEUTON P POLIPO	-	-	-	-	•	-	-
FUTURA	-	-	o	•	o	o	o
FUTURA TGZV	-	-	-	-	•	o	o
FUTURA SIRENE	-	-	-	-	•	o	o
FUTURA CANNONE	-	-	•	-	•	-	-
TURBO TEUTON T POLIPO	-	-	-	-	•	-	-
TURBO TEUTON FXF	-	-	-	-	•	-	o

• = STANDARD; o = OPTIONAL; - = NOT AVAILABLE

# The ultimate in pressure and flow rate

## PUMPS

GASPARDO mistblowers feature high-pressure piston diaphragm pumps with flow rates ranging from 38 to 182 l/min. They are made from anodized aluminium (brass on request), while brass pumps are standard on some versions.



PUMP OPTIONS BY MODEL	APS 41	APS 51	APS 71	APS 96	APS 121	APS 145	APS 166	IDS 960	IDS 1401	IDS 2001
MAXIMUM PRESSURE (BAR)	40	40	50	50	50	50	50	50	50	50
MAXIMUM FLOW RATE (L/MIN)	38	50	67	88	115	142	163	93	135	182
SAURO	•		○	○						
EXPO		•	○	○						
DEVIL TGZ			•		○					
KAMBA CANNONE					•	○				
FUTURA				•	○	○	○	○	○	○
FUTURA TGZ								•	○	
FUTURA SIRENE									•	
FUTURA CANNONE						•				
TURBO TEUTON P POLIPO								•		
TURBO TEUTON T POLIPO								•		
TURBO TEUTON FXF								•	○	

## DEVIOKIT

The DEVIOKIT is designed to rinse the nozzles and pump, even with product still inside, without diluting it, meaning there is no need to wait for the tank to be empty to wash it out. This is useful when treatment needs to be paused and resumed at a later time, saving the user time.




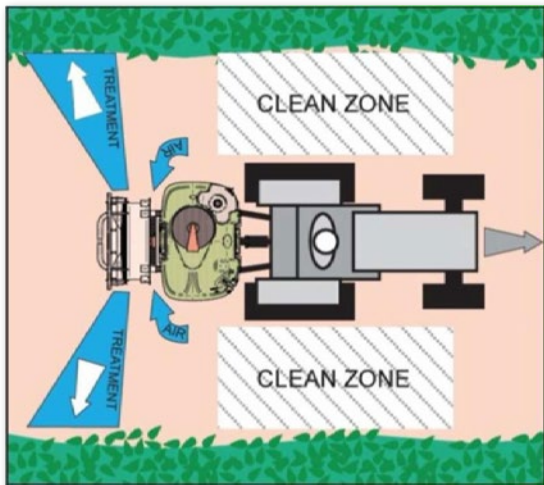
# Blowers: AVANT, POST, JET and TEUTON

GASPARDO offers an extensive range of fan units to meet the treatment needs of vineyards, orchards and tall trees.

The objective of our ongoing development is not just to improve distribution uniformity, but also achieve more environmentally sustainable treatments by limiting drift and wasting as little product as possible.

## AVANT

Unit with front intake in which the flow is directed to the rear so that the plant care mixture is not sucked back in, thus limiting the intake of leaves and debris and keeping the mist stream away from the operator. The straightening fins and dual-flow deflector offer improved delivery and the resulting unit takes up no more space than its traditional counterpart.



## POST

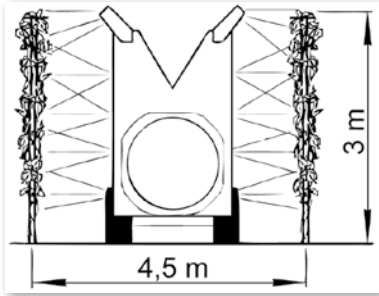
POST is the rear-intake fan unit. A hot-dip galvanized steel housing, nylon vanes and rear-intake **inlet cone** and diameters in the 600 to 900 mm range. It incorporates straightening fins to reduce vortices and entrain the product along a straight path to the trellises. Also comes in stainless steel.

## JET

Rear-intake unit with a sound-absorbing polyethylene housing. Its distinguishing features are light weight and low noise, resistance to aggressive chemicals and greater efficiency in wider rows (> 3 metres).

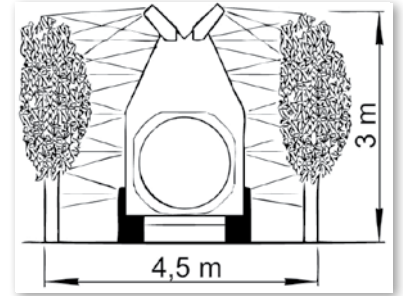






## TGZ VINEYARD AND ORCHARD TOWER

AVANT front-intake fan unit combined with a galvanized housing to which adjustable deflectors are attached with 16 low-volume non-drip jets. Internal straightening vanes make for a more even stream, while the tower gets the airflow closer to the crop. The plant care mixture exits parallel to the ground in the vineyard version, while in the orchard version it is aimed upwards. The two versions have a similar flow rate at around 48,000 m<sup>3</sup>/h.



## SIRENE

Twin-impeller unit, with one impeller supplying the right and the other the left, with front- and rear intake to ensure an even more powerful and uniform airflow. Nylon vanes allow for a flow rate of 80,000 m<sup>3</sup>/h. Ideal for crops on very tall trellises, up to 8 metres high.



## CANNONE

The CANNONE unit allows the treatment to be projected upwards to a height of up to 30 m and with a horizontal spraying distance of up to 40 m. Various head configurations mean it can be adapted to suit individual requirements with a wide selection of extensions, diffusers and volutes to choose from. The air delivery volume can be as high as 24,500 m<sup>3</sup>/h.

## TURBO TEUTON

Turbo Teuton takes the sprayer to the next level. It features a turbine capable of adjusting power based on the number of spray outlets, which translates into fuel savings. With less distance between the spray outlet and vegetation, the drift effect is reduced, while the stream can be directed easily for better target coverage.



FAN UNIT AND FAN DIAMETER	M3/HOUR	Vanes n°	INTAKE	NOZZLES n°	WIDTH m	HEIGHT m	POWER HP
POSTERIORE 600 mm	25500	9	REAR	10	6	4	22
POSTERIORE 700 mm	42500	9	REAR	12	7	5	34
POSTERIORE 800 mm	52000	9	REAR	14	8	6	42
POSTERIORE 900 mm	68500	11	REAR	16	8.5	6.5	58
AVANT 700 mm	39500	9	FRONT	12	7	5	34
AVANT 800 mm	48000	9	FRONT	14	8	6	42
AVANT TGZV 700 mm	39500	9	FRONT	14+2	4.5	3	34
AVANT TGZF 700 mm	39500	9	FRONT	14+2	3.5	3	34
AVANT TGZF 800 mm	48000	9	FRONT	14+2	4.5	3	42
SIRENE 800 mm	85000	9x2	FRNT+REAR	20+2	9	8	90
JET 800 mm	56000	9	REAR	14	8	6	42
CANNONE 455 mm	24500	42	FRNT+REAR	2-7-6+2	40	30	90
TURBO TEUTON 500 mm	12,000-20,000	32	FRNT+REAR	8	2.5	2.5	45
FXF-S/FXF-L 500 mm	12,000-20,000	32	FRNT+REAR	18-36	3.2	2.8	65

# Mounted mistblowers light and compact

SAURO, EXPO, DEVIL TGZ, KAMBA CANNONE and TURBO TEUTON P POLIPO are simple and lightweight GASPARDO mounted mistblowers.

With their compact design and up to 600-litre tank capacity (1000 for KAMBA CANNONE), they are the perfect ally for wine growers and fruit farmers needing tools that are quick and practical to use.



## **SAURO**

SAURO is the entry-level model in the GASPARDO mistblower range. Simple, practical and affordable, it can be fitted with a 20 - 50 - 100m hose reel, lever-operated wand and spray booms, ideal accessories for small growers.

The mechanical inter-row booms can be fitted for vineyard weed control.

## **EXPO**

EXPO is the mounted mistblower with capacity ranging from 200 to 600 litres. Light and compact, it can be fitted with POST, AVANT and JET fan units, allowing plenty of scope for tailoring the machine to individual needs.



**EXPO**

# Ready for action



## **DEVIL TGZ**

DEVIL TGZ features the AVANT fan unit and has been designed for vineyards (TGZV) and low-growing orchards (TGZF). It offers excellent treatment uniformity and reduces the problem of the mist being sucked back in, which is common with traditional fan units.

## **KAMBA CANNONE**

Cannon mistblower featuring a number of long-throw spray outlets, enabling it to treat tall trees. It can also be used around the outer perimeter of greenhouses to treat the interior.



## **TURBO TEUTON POLIPO**

Mistblower featuring a centrifugal impeller with directional spraying hoses. This model is recommended for vineyards with tight inter-row spaces. Less drift is assured by the fact that product is not thrown upwards.



**POLIPO**

# ***FUTURA and TURBO TEUTON: universal solutions for large areas***

Trailed mistblowers - in the various TGZ, SIRENE and CANNONE versions, and TURBO TEUTON machines in T POLIPO and FXX versions - are suitable for covering crops over a large area given their great distance between fills. All models have a hot-dip galvanized steel chassis, adjustable tread width, polyethylene tank, powerful high- and low-pressure hydraulic agitation (with perforated tube), and tow eye drawbar with the option of type approval for road use.

They can all be fitted with the DEVIOKIT, tank rinse jet, circuit rinse system and - for the larger models - with the PREMIX feature with container rinser fitted as standard with a 1000 to 3000-litre capacity.



**FUTURA**

## **FUTURA**

FUTURA is the GASPARDO trailed mistblower in its most classic configuration: simple, strong and fitted with all the equipment needed to be able to handle row crops of all kinds. Its main strength would have to be its flexibility. Available with capacities ranging from 600 to 3000 litres with POST (rear-intake), AVANT (front-intake) and JET units, it boasts an impressive tank capacity (up to 3000 litres).



## **FUTURA TGZ**

A version of the FUTURA model, sporting the AVANT TGZ fan unit in the orchard or vineyard version, to cover a large area on a single full tank.



# Hectare upon hectare between fills



## **FUTURA SIRENE**

Model with twin front- and rear-intake contra-rotating impellers, ideal for tree crop care, for plants trained on tall trellises, up to 4 metres high.

## **FUTURA CANNONE**

Featuring the CANNONE fan unit, FUTURA generates enough airflow to throw the product over 30 m in the air and up to 40 m sideways. The ideal choice for treating tall crops (poplars, tree-lined avenues) or for perimeter use in treating greenhouse interiors. It comes with a choice of nine different types of spray outlet.



## **TURBO TEUTON POLIPO**

Trailed version of the TURBO TEUTON P, it shares the rear unit and is suitable for large surface areas. The distinguishing trait of this ducting set is its excellent efficiency as it shifts the same mass of air as other units, just using less power. With the spray outlets moved closer to the vegetation, it means excellent treatment is achieved using less power. It comes with the option of a 5<sup>th</sup> pair of spray outlets for tall trellises and double the number of nozzle jets for narrow rows, or the kit for wider applications.

## **TURBO TEUTON FXF**

Over-row version for two or three rows (4 or 6 faces), increases pesticide application with shorter treatment times. The two booms are controlled hydraulically from the tractor's cab, from where they can be folded out and adjusted in height. They can also be ordered in an extending or variable geometry version.




# Numerous configurations...

All mistblowers offer plenty of scope for tailoring the machine to individual needs, to deliver unbeatable performance no matter what the application.



## **DRAWBARS**

There are various drawbar options, both with and without type approval for road use. They can be fixed with tow eye, steering with or without lock, or steering to be attached to the tractor's lift.



## **WHEEL HUBS**

The mistblowers' wheel hubs are cantilevered on models 1000, 1600 and 2000 to reduce the machine body's ground clearance, thus keeping the centre of gravity low or, where necessary, lifting the whole machine.



## **WHEELS**

The most appropriate type of tread can be chosen based on the type of ground and morphological conditions of the plot of land. The range of different tyre profiles on offer ensure the machine provides excellent floating performance even in wet conditions.



## **FAN BLANKING PANELS**

If you are just wanting to treat one side, the airflow on the TGZ unit can be shut off by means of electrically operated panels.



## **LEAF GUARD**

Leaf guards are available for both POST and JET fans.


# Everything's under control.

## **ELECTROSTATIC KIT**

The machine can be ordered with an electrostatic kit.

This system is based on the principle of electrostatic induction: when a charged body (electrode) is placed near another body (air), the charges on it are redistributed. Generators are fitted to generate the charges, each featuring two electrodes (a positive one and a negative one), with a difference in potential between them that can vary, depending on the model, from 20 kV to 30 kV.

The negative electrode is electrically connected to the generator's metal enclosure and from here to the surrounding ground via a conductor, thus enabling the negative charges to be discharged to earth. The positive electrode is inserted by means of a high-voltage cable into the mistblower's outlet. The electrostatic charges acquired by the air in the diffuser's outlet channel are transmitted to the plant care mixture, which will be attracted by the negatively charged plants.



**In terms of benefits, the electrostatic system ensures:**


- less dripping as a result of the attraction between positive and negative electric charges;
- less mixture lost into the environment;
- less chemical product used and less pollution;
- treatment reaches even the most hidden parts of the plant.



## **JETS - NOZZLES**

The 2-way (or 1-way) brass jets have three open positions, a quick-turn shut-off and feature a non-drip valve.

The colour-coded ISO nozzles come in various sizes for low-, medium- or high-volume treatments. With their ceramic construction, they offer excellent abrasion resistance and are designed for hollow-cone spraying with an angle of 60° or 80° depending on the model; a size in an anti-drift version is standard issue.



## **SOLUBILIZER**

In addition to the PREMIX, there is also the option of a plastic solubilizer for trailed machines (A) or stainless steel version (optional extra) (B) to make dissolving powder or solid products easier.

# GASPARDO

**MASCHIO GASPARDO S.p.A.**

Headquarters and production plant  
Via Marcello, 73  
I-35011 Campodarsego (PADOVA) - Italy  
Tel. +39 049 9289810 - Fax +39 049 9289900  
info@maschio.com - maschio.com

**MASCHIO GASPARDO S.p.A.**

Production plant  
Via Mussons, 7  
I-33075 Morsano al Tagliamento (PN) - Italy  
Tel. +39 0434 695410 - Fax +39 0434 695425