

# GASPARDO



***MOUNTED SPRAYERS***



# MOUNTED SPRAYERS

## GASPARDO SPRAYERS, YOUR ALLY FOR A HEALTHY CROPS!



Gaspardo has introduced a complete range of efficient and reliable mounted or trailed sprayers to meet the needs of all the farmers. Standard configuration with many features, latest generation components, attention to detail, and, first and foremost, user friendly design make this range of sprayers the best ally on the field for crop protection. Consideration for the environment and the user's health have been taken as priorities during the engineering of all the machines.



## MOUNTED SPRAYERS RANGE

Gaspardo mounted sprayers can satisfy the requirements from the most demanding of farmers: the small grower who wants a simple but functional machine as well as the large area farmer who wants long operating range and great hourly capacity in a very handy, mounted solution!


## INDEX

Easy setup, spraying accuracy and safety.	pag. 4
A good spraying begins with maintenance.	pag. 6
Choose your sprayer, beginning with the boom!	pag. 8
Technical features of booms	pag. 10
Sauro: simple and light!	pag. 12
Tempo Frontal: great autonomy	pag. 12
Teko: compact but complete!	pag. 13
Tempo, for professional farmers!	pag. 15
Tempo One, beyond the mounted sprayer!	pag. 15
Technical features.	pag. 16
Versions.	pag. 18



# MOUNTED SPRAYERS

## EASY SETUP, ACCURACY AND SAFETY

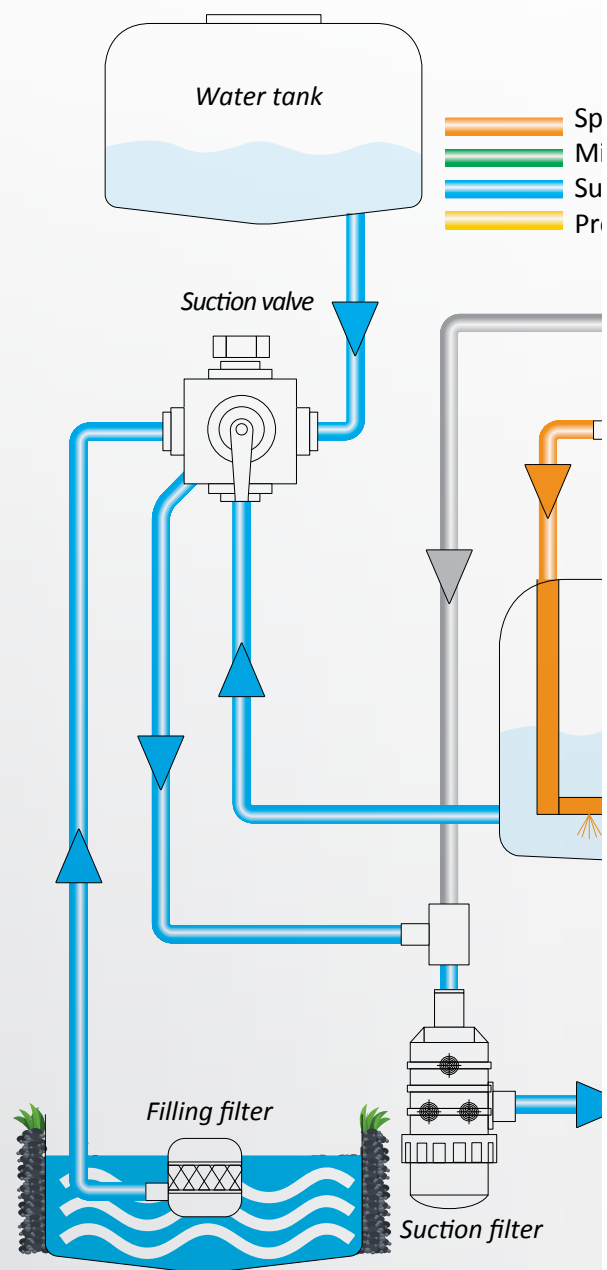


Gaspardo sprayers are built around the user's needs: the manual or electronically assisted control unit is designed to be very intuitive and ergonomic. All the levers of the main valves are placed in accessible positions or grouped together on a useful control panel on the left side of the machine. This reduces downtime and creates comfortable preliminary operations for spraying.



### A GENIUS ONBOARD, SPRAYING COMPUTER!

On TEKO and TEMPO models, it is possible to choose between versions equipped with an electric control unit or "GENIUS WAVE" spraying computer. The GENIUS WAVE (Muller Spray-dos base) allows an easier setup and adapting real time product distribution to tractor speed. All the operations in this way are easier as the driver can concentrate on aspects other than maintaining constant speed. The ISOBUS version "EASY-SPRAY" available upon request adds to all main functions of spraying computer the automatic management of boom sections and the GPS row marker. This means there are no unsprayed or overlapping areas: profitability and environmental sustainability of the crop will be improved at once!

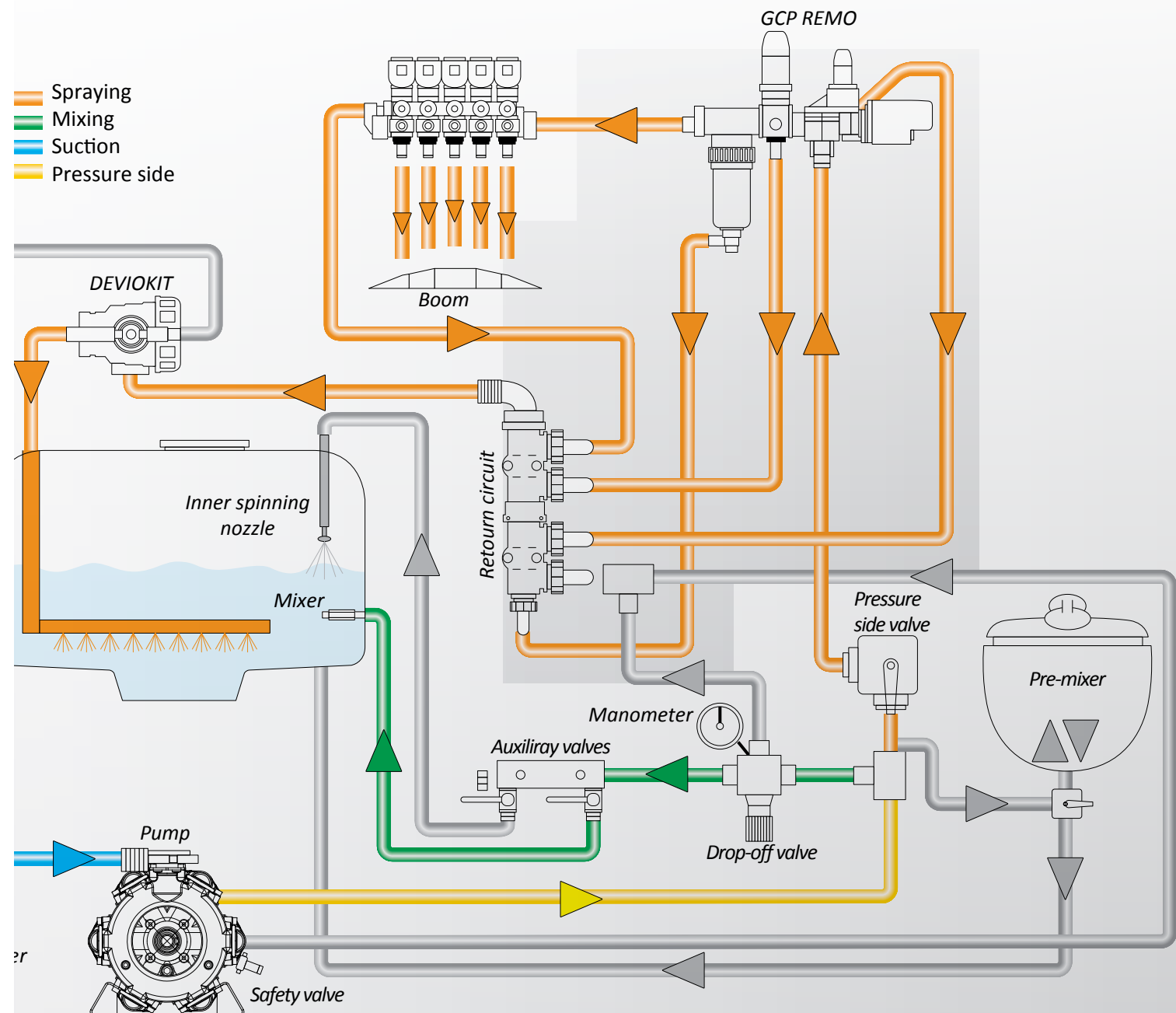






## PREMIXER:

The pre-mixer reduces contact with hazardous chemicals during preliminary operations, and begins product dilution with flow from the main tank. Bottle-cleaner nozzle allows 100% of the product to be used, reducing the waste of empty bottles. Through the transparent window, it is possible to check effective product take-up by the circuit.






# MOUNTED SPRAYERS

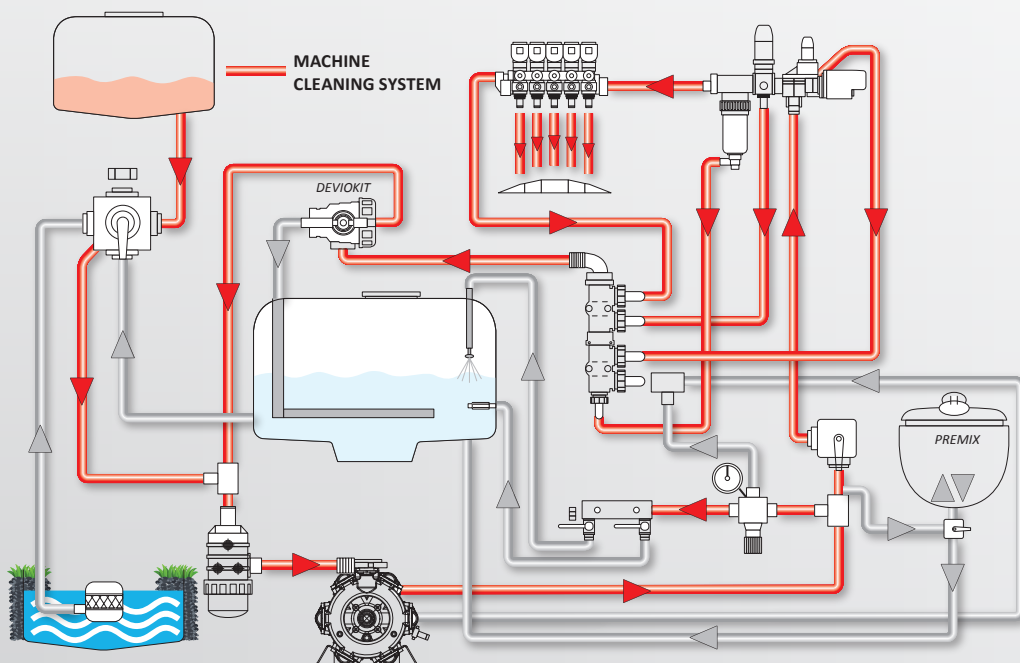
## A GOOD SPRAYING BEGINS WITH MAINTENANCE: THE CLEANING KIT

When spraying operations have ended, the most important part for a good treatment begins: maintenance for the next run! Gaspardo machines adopt all solutions that make these important operations easier and automatic.



### INNER SPINNING NOZZLES:

Inner 360° spinning nozzles and the smooth wall of the tanks allow the main tank to be cleaned effectively with no exposure of the user to chemicals. No residues of the previous product are left in the tank in order to avoid any contamination or damage to the crop! This important function is a standard feature on all models (not available for 150-200-300 litres). Position of emptying valve and particular shape of container, facilitate complete rinsing water drainage from the tank.



### DEVIOKIT

The Deviokit system, standard on all machines (not available on 300 litres or smaller), allows the water circuit to be cleaned without any product dilution in the main tank: field operations can thus be stopped and backed up later with no risk of product clogging in the pipelines.



### FILTERS

All filters are visible and easily detachable for cleaning.








# MOUNTED SPRAYERS

## CHOOSE YOUR SPRAYER, BEGIN WITH THE BOOM!


Gaspardo has always worked to meet the needs of every customer: in the new sprayer range this philosophy has been followed with the possibility to choose from many different booms on four basic models.

### MECHANICAL BOOMS




#### **BDL boom**

BDL boom is made for simpler machines, the manual opening has a spring dampened hinge. Working widths up to 10 m are available, with very compact configuration and low centre of mass when closed. It is available as a further simplified version: BDL light.



#### **NOVA 122 boom**

Is a fully mechanical boom with rear "X" closing available on SAURO and TEK0 models. NOVA working width is 12 m and is available with or without the mechanical self-levelling system; a manual reel-lifter with safety device can be installed upon demand.



#### **PROBO boom**

The mechanical boom for TEK0 sprayer: rear horizontal closing and upwards-folding ends. Manual reel-lifting (1000 mm) is a standard feature on both working widths (12 and 14 m)

### HYDRAULIC BOOMS




#### **START boom**

Hydraulic folding boom for SAURO model, 2 cylinders make easy of 12 or 14 m boom opening. Self-levelling with automatic lock is a standard feature. Manual lifting is available upon demand.



#### **"WORK X" and "WORK U" booms**

Work series is made by 2 models with hydraulic folding: in transport configuration the two booms can have vertical or cross rear closing. Self-levelling is standard on both as the 1000 mm hydraulic lifting; it is available optionally with dampened suspension.





## “ALA” FAMILY

Booms from this family (500, 600 and 800) are all featured with side folding along main tank and electro-hydraulic control of all movements: from tractor is thus required just 1 double effect oil distributor.



### ALA 500 boom

Basic model from the “ALA” family: last section can be folded upwards, allowing obstacles to be easily overcome at the extremes of the boom. The boom is featured with hydraulic stabilizer lock, tilt correction, independent geometry, tri-jet nozzles and 1400 hydraulic lifting.



### ALA 600 boom

ALA 600 is the boom with side folding last section, available only in 18 m version for mounted sprayers. This particular configuration prevents any risk of hitting high tension lines or low height obstacles when overcoming field obstacles. The boom is featured with hydraulic stabilizer lock, tilt correction, independent geometry, tri-jet nozzles and 1400 hydraulic lifting.



### ALA 800 boom

The most complete and professional boom in the ALA range. The double folding and the oblique hinge of the first arm make it extremely compact when closed, with no problems on the tractor for door opening. The boom is featured with hydraulic stabilizer lock, tilt correction, independent geometry, tri-jet nozzles and 1400 hydraulic lifting. For a top range configuration, the boom is available in VENTO version with air sleeve.



### AIR FLOW

The air sleeve device cuts wind drift of treatment particles: this will avoid any contamination or damage to non-target crops around the sprayed field. Furthermore, the particular angle of the air stream “opens” the crop canopy and allows penetration of chemicals in the lower layer of vegetation, improving efficiency of pest control.



# MOUNTED SPRAYERS

## TECHNICAL FEATURES OF BOOMS



	BDL light	NOVA 122
Available widths (m)	3.5 - 4.5 6 - 8 - 10	12
Sections	2	5
Opening/closing	Manual	Manual
Cylinders	-	-
Oil plugs required	-	-
Lifting type	-	Man (opt)
Closing system	Compact	"X" closing
Last section closing	-	Upwards
Boom dampening	-	-
Self levelling	-	Yes in "A122"
Levelling lock	-	-
Slope correction	-	-
Independent geometry	-	-

\* 3 on TEKO model, 1 on TEKO.





PROBO	START	WORK X	WORK U	ALA 500	ALA 600	ALA 800
15-16	12-14	12-15	12 - 14 - 15 16 - 18	15 - 16 18 - 21	18-21	21-24
5	3	5	5	5 o 7	5 o 7	5 o 7
Manual	Hydraulic	Hydraulic	Hydraulic	Hydraulic	Hydraulic	Hydraulic
-	2	2	4	4+2	4+2	6+2
-	1	1	3**	1	1	1
Man/hyd (opt)	Man (opt)	Man/hyd (opt)	Hydraulic	Hydr	Hydr	Hydr
Compact	"X" closing	"X" closing	Vertical	Sideways	Sideways	Sideways
Upwards	Upwards	Upwards	Upwards	Upwards	Sideways	Upwards
-	-	-	0	0	0	●
●	●	●	●	●	●	●
-	-	●	●	●	●	●
-	-	0	-	●	●	●
-	-	-	-	●	●	●



# SAURO - TEMPO FRONTAL - TEKO

## SAURO: SIMPLE AND LIGHT



**TANK:** from 150 to 1000 l  
**BOOM:** from 3,5 m to 12



**SAURO** is ideal for small area farmers, horticultural growers and those who need to match the sprayer with reduced size tractors. **Simplified design** allows treatment to be quickly set-up; operating and maintenance costs are very low thanks to many mechanical solutions.

## TEMPO FRONTAL: GREAT AUTONOMY



**TANK:** 1100 or 1500 l




**TEMPO FRONTAL** is the 1100 or 1500 l front tank that can be matched to every mounted sprayer: it guarantees extended operating range and works at the same time as a counterweight for better tractor balancing on the field! Treatment is prepared in the front tank and then can be moved to the rear to the sprayer. **TEMPO FRONTAL** features an independent circuit cleaning system and a hydraulically driven pump.





## TEKO: COMPACT AND COMPLETE

Farmers who need a reliable compact machine with many solutions of higher range will find the answer in **TEKO**. Available with **mechanical or hydraulic folding booms** and widths up to 18 m, this machine can be completed with many options like PRE-MIXER, complete self-cleaning system and tri-jet nozzles.



**TANK:** from 600 to 1200 l

**BOOM:** from 12 to 18 m



# TEMPO - TEMPO ONE





## TEMPO FOR PROFESSIONAL FARMERS



**TANK:** from 800 to 1200 l  
**BOOM:** from 14 to 21 m

**TEMPO** is for the professional sprayer who needs to cover great land surface in a short amount of time: the rich standard feature of the machine allow easy preliminary operation and cleaning at the end.

Solutions like **panel on left side** of machine with all control valves reduce downtime; standard feature **PRE-MIXER** improves comfort and safety of the operator for an “everyday” use with maximum productivity.



## TEMPO ONE: BEYOND THE MOUNTED SPRAYER!



**TANK:** from 1300 to 1900 l  
**BOOM:** from 14 to 24 m

**TEMPO ONE** offers the possibility to have all the advantages of a trailed sprayer and the manoeuvrability of a mounted one: with **additional front tank** configuration, total volume available can go up to over 3500 litres. Machine can be completed by **spraying computer**, boom up to 24 m and air sleeve to match all the targets of efficiency, productivity and environmentally friendly.



# MOUNTED SPRAYERS

## TECHNICAL FEATURES



MODEL	Version	Effective tank volume	Clear water tank volume	Pump flow (l/min)	Pressure (bar)	Control unit sections	Boom Lifting
SAURO	150	164	-	40	40	2	-
	200	228	-	40	40	2	-
	300	329	-	40	40	2	-
	400	435	45	70	15	2	-
	600	665	45	120	20	2-3-5	m 1000 mm
	800	853	104	120	20	2-3-5	m 1000 mm
	1000	1062	104	120	20	2-3-5	m 1000 mm
TEKO	600	665	45	120 or 160	20	5	m/h 1000 mm
	800	860	104	120 or 160	20	5	m/h 1000 mm
	1000	1100	104	120 or 160	20	5	m/h 1000 mm
	1200	1295	127	160	20	5	h 1000 mm
TEMPO FRONTAL	1100	1177	126	120	20	-	-
	1500	1576	126	120	20	-	-
TEMPO	800	860	104	250	20	5 or 7	h 1000 mm*
	1000	1100	100	250	20	5 or 7	h 1000 mm*
	1200	1298	127	250	20	5 or 7	h 1000 mm*
TEMPO ONE	1300	1415	195	250	20	5 or 7	h 1400 mm
	1600	1700	195	250	20	5 or 7	h 1400 mm
	1900	2030	195	250	20	5 or 7	h 1400 mm

\*\* 1400 optional





TECHNICAL FEATURES	SAURO	TEKO	TEMPO FRONTAL	TEMPO	TEMPO ONE
Tank volume (l)	150-200-300 400-600 800-1000	600-800-1200	1100-1500	800-1000-1200	1300-1600-1900
Boom widths (m)	3.5-14	12-18	-	14-21	14-24
Centralized control panel	-	-	-	●	●
Tank agitation circuit	●	●	●	●	●
Clear water tank	●	●	●	●	●
Hand washing tank	●	●	●	●	●
Circuit rinsing circuit	●	●	●	●	●
DEVIOKIT	●***	●	-	●	●
Inner tank cleaner spinning nozzle	●	●	-	●	●
Pre-mixer	o****	o other booms ● work X/U booms	-	●	●
6 m filling hose with filter	o	o	-	o	o
Foam row marker	o*	o*	-	o	o
Tri-jet nozzles	-	o	-	●**	●
PTO SHAFT	●	●	-	●	●
Independent hydraulic pump (instead of PTO)	-	-	●	o	o

MODEL	SAURO	TEKO	TEMPO FRONTAL	TEMPO	TEMPO ONE
Manual pressure adjustment	●	●	-	-	-
Electric pressure control	-	●	-	●	●
Genius Wave (Spray-dos)	-	●	-	●	●
Easy-spray (ISOBUS – Basic terminal)	-	-	-	o	o
GPS row marker (for Genius Wave)	-	-	-	o	o

\*\* available only on hydraulic folding boom / \*\* standard feature with ALA boom  
 \*\*\* Not available on 150, 200 and 300 version / \*\*\*\* Available only with NOVA12Z / START

● = standard feature / o = optional feature / - = not available / h = hydraulic / m = Manual



# MOUNTED SPRAYERS







## FILLING TUBE

The 6 or 8 m long tube (ø 40 or 50 mm) allows the main and the clean water tank to be quickly and easily filled directly from external sources like water courses, basins or cistern-carts; the floating filter prevents sand or any sediment can be sucked from the bottom.



## FOAM-MARKER

The foam row marker is a good alternative if no GPS device is available or no tramline was used to identify working passes. A device releases foam spots at the edge of the boom to reduce overlapping or non-sprayed areas.



## TRAMLIN

The tramline device is available on demand on the full range of GASPARDO seed drills: it stops distribution in rows corresponding to sprayer tracks, saving up to 4% of seeding rate with no yield loss. In this way in late season it will be possible to clearly identify passes with no GPS or row marker!

	Available widths (m)	SAURO							TEKO				TEMPO			TEMPO ONE		
		150	200	300	400	600	800	1000	600	800	1000	1200	800	1000	1200	1300	1600	1900
BDL light	3,5	X	X	X														
BDL light	4,5	X	X	X														
BDL light	6	X	X	X														
BDL light	8	X	X	X														
BDL light	10	X	X	X														
BDL	6				X	X	X	X										
BDL	8				X	X	X	X										
BDL	10				X	X	X	X										
NOVA 122	12					X	X	X	X	X	X							
START	12					X	X	X										
START	14					X	X	X										
PROBO	15								X	X	X							
PROBO	16								X	X	X							
WORK X	12								X	X	X	X						
WORK X	15								X	X	X	X						
WORK U	12									X	X	X						
WORK U	14									X	X	X	X	X	X	X	X	X
WORK U	15									X	X	X	X	X	X	X	X	X
WORK U	16									X	X	X	X	X	X	X	X	X
WORK U	18									X	X	X	X	X	X	X	X	X
ALA 500	15												X	X	X			
ALA 500	16												X	X	X			
ALA 500	18												X	X	X	X	X	X
ALA 500	21													X	X			
ALA 600	18												X	X	X			
ALA 800	21													X	X	X	X	X
ALA 800	24													X	X	X	X	X



# GASPARDO

## **MASCHIO GASPARDO S.p.A.**

Headquarters and production plant  
Via Marcello, 73

I-35011 Campodarsego (PADOVA) - Italy

Tel. +39 049 9289810 - Fax +39 049 9289900  
info@maschio.com - maschio.com

## **MASCHIO GASPARDO S.p.A.**

Production plant  
Via Mussone, 7

I-33075 Morsano al Tagliamento (PN) - Italy  
Tel. +39 0434 695410 - Fax +39 0434 695425

01-20 Cod. W19582752R  
Maschio Gaspardo Marketing Dept.

For graphic reasons, some pictures and images do not show the "EC" safety guards. Technical datas and models shown in this catalogue are not binding. We reserve the right to revise the contents of this catalogue, to amend or improve the specifications without notice.

Technical datas and models shown in this catalogue are not binding. We reserve the right to revise the contents of this catalogue, to amend or improve the specifications without notice.

For graphic reasons, some pictures and images do not show the "EC" safety guards.